

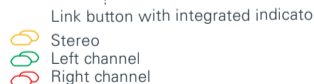
BUTTONS AND INDICATORS



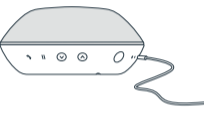
- Answer/Terminate call
- Mute/Pause
- MODE button with status indicator
- Volume



- Reset
- Battery indicator
- USB-C Charge Socket
- AUX Socket



BATTERY CHARGE

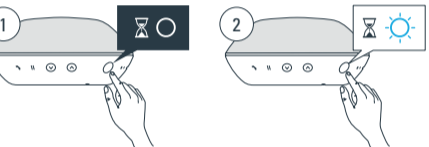


To charge, plug USB-C cable in USB power adapter or computer and connect to your speaker. Light indicator shows the charging progress.

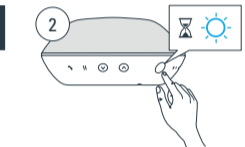
- Above 95%
- Between 80 and 95%
- Between 15 and 80%
- Below 15%

*Please note that power adapter is not included with the product. When not charging and battery level is below 5%, the battery indicator will light up.

CONNECTING WITH *BLUETOOTH*



To turn Reykjavik on, press and hold the MODE button until status indicator turns solid WHITE.



Press and hold the MODE button until status indicator flashes BLUE.

* To turn off, press and hold the MODE button until the status indicator flashes WHITE. Then release.

CONNECTING WITH *BLUETOOTH*



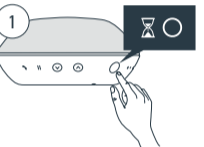
Enable *Bluetooth* pairing on your device and select VIFA_REYxxxxx as your *Bluetooth* device.



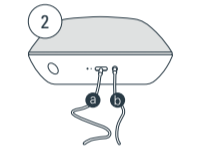
The status indicator turns solid BLUE when a connection is established.

*During music streaming, press the Mute/Pause button to play/pause music.

WIRED CONNECTION



To turn Reykjavik on, press and hold the MODE button until status indicator turns solid WHITE.



Connect the wire, (a) USB-C or (b) AUX) and start music playback from your device.

*During music streaming, press the Mute/Pause button to Mute/Unmute music.

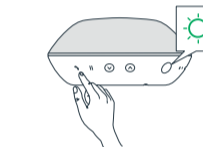
WIRED CONNECTION



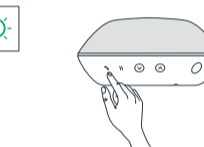
The status indicator turns solid GREEN when wired playback is enabled.

*During music streaming, press the Mute/Pause button to Mute/Unmute music.

SPEAKER PHONE



Receive incoming call
The status indicator flashes GREEN. Briefly press the Answer/Terminate call button.

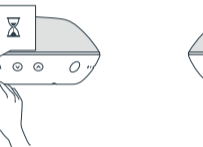


Terminate a call
Briefly press the Answer/Terminate call button again.

SPEAKER PHONE



Reject incoming call
Press and hold the Answer/Terminate call button.



Mute a call
During a call, briefly press the Mute/Pause button to mute or unmute the microphone. The status indicator flashes WHITE when muted.

IN THE BOX

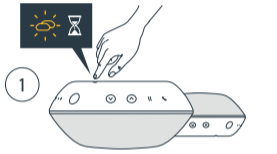


1x Reykjavik + Travel bag



USB-C cable
Safety instructions and warranty
Quick guide

LINK TWO REYKJAVIK SPEAKERS



1
Make sure the two Reykjavik speakers are turned ON.
Briefly press the Link button on one speaker (primary) until Link indicator flashes YELLOW.
Repeat on the other speaker (secondary).

LINK TWO REYKJAVIK SPEAKERS



2
When both speakers are linked, their Link indicators become solid YELLOW, showing they are linked as stereo speakers.
**When the secondary speaker is linked, it plays primary speaker's music.
To change to Left/Right channel, briefly press Link button. To break the Link, press and hold Link button.*

REGISTER AND TRADEMARKS



The *Bluetooth*® word mark and logos are registered trademarks owned by Bluetooth SIG, Inc., and any use of such marks by Vifa Denmark A/S is under license. Other trademarks and trade names are those of their respective owners.



The maximum ambient temperature should not exceed 40°C. Vifa Denmark A/S hereby declares that the product Reykjavik (VIFA070), which contains Bluetooth radio transceiver, is in compliance with EU directive 2014/53/EU (RED). The radiated power for RF frequency range 2402-2480MHz is less than 10dBm. The complete EU Declaration of Conformity can be downloaded from: www.vifa.dk/support Firmware version: Equal or later than version 4.2

SPECIFICATIONS

Description: Portable wireless loudspeaker
Technical features: *Bluetooth*® Wireless Technology, AUX 3.5 mm mini jack, USB playback, Lithium Ion battery
DSP crossover, optimized for low distortion and high precision
3 channel digital amplifier
LINK two speakers
Speaker phone (Incl noise/echo cancelling)
Inputs: *Bluetooth*® Wireless Technology, AUX 3.5 mm mini-jack, USB-C

SPECIFICATIONS

Tweeter: 2 X 19 mm Vifa drive units with coated fabric dome and neodymium magnet
Woofer: 70 mm Vifa drive unit with aluminum cone and neodymium magnet
Frequency response: 62 Hz – 20 kHz @ +/- 3 dB
Input voltage: USB, 5V.
Sleep mode: After 3 minutes without signal
Automatic off: After 30 minutes without signal
Battery, internal: Lithium-Ion 19Wh
Height/Diameter: 65 mm / 139 mm
Net weight: 0.6 kg
Grilles: Custom made Kvadrat textile, anodized aluminum

SUPPORT



Support
If you experience issues that are not described in this quick-guide, please refer to vifa.dk/support for more information



Register your Reykjavik
We encourage you to register your speaker at vifa.dk/support

2018 09 Rev. 3.2

vifa

REYKJAVIK

Quick guide
Model: VIFA070